

# L | SERIES



A sleek exterior design with a stylish new automotive grade interior makes the HINO L SERIES a popular medium duty truck choice in Canada. A reputation for quality, durability and reliability improves uptime while a cab known for comfort and convenience keeps your driver focused on the road.

With available G.V.W.R. ranging from 25,500 to 35,000 lbs., there is a HINO L SERIES truck to suit your needs.

**BUILT IN CANADA for CANADIANS!**



The HINO L SERIES is equipped with one of the most ***dependable and durable medium-duty engines*** available in the industry, the **Cummins® B6.7**.



## THE HINO OWNER ADVANTAGE


Every Hino truck comes standard with the Total Support pledge. This includes a comprehensive vehicle warranty package that protects your investment and enhances the longevity of your truck.\*

\* See your local Hino dealer for complete warranty coverage details.

### Peace of mind.

HINOWATCH protects your Hino truck with 24-hour roadside assistance at no extra charge, unlimited mileage for the first 3 years. HINOWATCH includes lockout, out of fuel, battery jumpstart and warranty towing.





Steering wheel controls

7 inch large multi information display in gauge cluster

Fast charging USB ports

Cup holder

## STANDARD EQUIPMENT

- Air Conditioning
- AM/FM Audio System with Bluetooth®
- Tilt and Telescopic Steering Column with Lock
- Power Windows & Power Door Locks
- Power and Heated Outer Rear-view Mirrors with Convex Mirrors (2)
- Driver's Seat - High-back Premium Fabric Seat with Air Suspension & Arm Rest
- Passenger Seat - 2-Person Premium Fabric
- Fully Trimmed Cab
- Chrome Grille
- Three-Piece Front Bumper
- Driver Controlled Differential Lock (L8 Model)
- 1000W/120V Engine Block Heater
- Air Horn (Air Brake Model)
- Bridgestone Tires



Increased storage space



Increased leg room plus well positioned interior grab handles

## POPULAR OPTIONAL EQUIPMENT

- Hendrickson Air Suspension
- Alcoa Aluminum Wheels
- Chrome Front Bumper
- Driver Controlled Differential Lock (L7 Air Brake Model)
- Multimedia Audio System with Bluetooth® and Navigation
- Custom Cab Paint (exterior)
- High Visibility Seat Belts
- Fender Mirrors
- AGM Batteries
- Third Battery

# SPECIFICATIONS

L | SERIES

## ENGINE / DRIVETRAIN / AXLE

<b>Engine model</b>	Cummins® B6.7
<b>Displacement</b>	6.7 litre
<b>Type</b>	6 cylinder in-line, water-cooled
<b>Fuel system</b>	High Pressure Common Rail System
<b>Max. output @ 2,300 rpm</b>	240-260 hp
<b>Max. torque @ 1,600 rpm</b>	560-660 lb.-ft
<b>Exhaust brake</b>	Integrated with Variable Geometry Turbocharger
<b>Transmission</b>	Allison six speed automatic with FuelSense® 2.0
<b>Front axle</b>	Meritor MFS series reverse Elliot, "I" beam (oil lubricated)
<b>Rear axle</b>	Meritor, full floating, single reduction, single-speed, hypoid gears

## ELECTRICAL EQUIPMENT

<b>Batteries</b>	STD Two, parallel connection, 1300 CCA (2 x GR31) OPT Third Battery (GR31) OPT AGM Batteries (Quantity: 2) OPT AGM Batteries (Quantity: 3)
<b>Alternator</b>	STD 12V, 135A, brushless
<b>Starter kW (hp)</b>	12V, 4.8 (6.4)

## TANKS

<b>Fuel tank</b>	STD Single 189 litre (50 US gallon) OPT Single 340.7 litre (90 US gallon) - L7, L7 Air Brakes and L8 Models only
<b>DEF tank litre (US gallon)</b>	28 (7.0)

## Weight Capacities

# L6

Front axle range, kg (lbs.): 3,630 (8,000) - 4,540 (10,000)

Rear axle range, kg (lbs.): 7,940 (17,500) - 8,620 (19,000)

**GVWR, kg (lbs.): 11,570 (25,500) - 11,793 (26,000)**

Engine HP	STD 240 hp	OPT 260 hp (L6LP, 217" WB)
Transmission model	STD 2200RDS	
Brakes	STD Hydraulic disc	OPT Full air, dual circuit
Rear suspension	STD Semi-elliptic leaf spring	OPT Hendrickson air suspension with dump valve
Rear axle ratio	STD 5.57 (L6)	STD 4.11 (L6LP)
Wheel size	STD 22.5 x 8.25 (L6)	STD 19.5 x 6.75 (L6LP)
Tire size	STD 11R22.5 (L6)	STD 245/70R19.5 (L6LP)
Resisting bending moment, one side kgf-mm (in-lbs.)	STD 1,188,862 (1,031,900)	
Yield strength, kg/mm2 (psi)	STD 56.2 (80,000)	
Wheel type	STD Powder coated white	OPT Aluminum Alcoa
Wheelbase (in.)	175      187      205      217	235      253      271

## Weight Capacities

# L7

Front axle range, kg (lbs.): 5,440 (12,000)

Rear axle range, kg (lbs.): 9,530 (21,000)

**GVWR, kg (lbs.): 14,950 (33,000)**

Engine HP	STD 260 hp	
Transmission model	STD 2500RDS	OPT 2500HS (253" & 271" WB)
Brakes	STD Hydraulic, 4 wheel disc	OPT Full air, dual circuit
Rear suspension	STD Semi-elliptic leaf spring	OPT Hendrickson air suspension with dump valve
Rear axle ratio	STD 5.57	
Wheel size	STD 22.5 x 8.25	
Tire size	STD 11R22.5	
Resisting bending moment, one side kgf-mm (in-lbs.)	STD 1,475,588 (1,280,800)	
Yield strength, kg/mm2 (psi)	STD 56.2 (80,000)	
Wheel type	STD Powder coated white	OPT Aluminum Alcoa
Wheelbase (in.)	187      205      217      235	253      271      280

## Weight Capacities

# L8

Front axle range, kg (lbs.): 6,350 (14,000)

Rear axle range, kg (lbs.): 10,430 (23,000)

**GVWR, kg (lbs.): 15,870 (35,000)**

Engine HP	STD 260 hp	
Transmission model	STD 3000RDS	
Brakes	STD Full air, dual circuit, 4-wheel drum with ABS	
Rear suspension	STD Hendrickson air suspension with dump valve	
Rear axle ratio	STD 5.63	
Wheel size	STD 22.5 x 8.25	
Tire size	STD 295-75R22.5	
Resisting bending moment, one side kgf-mm (in-lbs.)	STD 2,317,900 (1,933,200)	
Yield strength, kg/mm2 (psi)	STD 87.8 (120,000)	
Wheel type	STD Powder coated white	OPT Aluminum Alcoa
Wheelbase (in.)	187      205      217      235	253      271

## L | SERIES



DISCLAIMER: HINO MOTORS CANADA, LTD reserves the right to discontinue items, or make changes at any time, without notice, to equipment, specifications, or materials. The product images shown may represent the range of product, or be for illustration purposes only and may not be an exact representation of the product.